

RECOMMENDED FPC LAYOUT  
 (THICKNESS= 0.3±0.05)

RECOMMENDED PCB LAYOUT

OBSOLETE

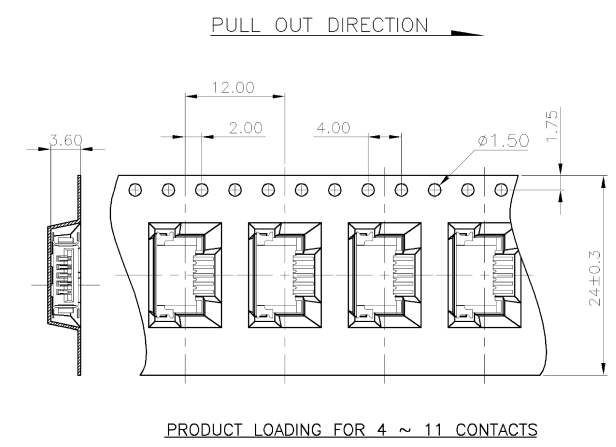
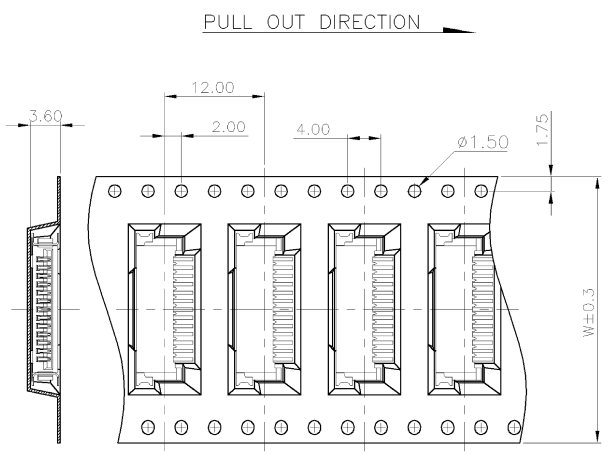
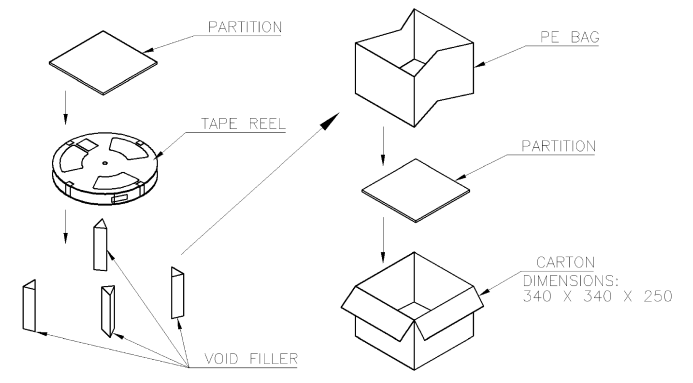
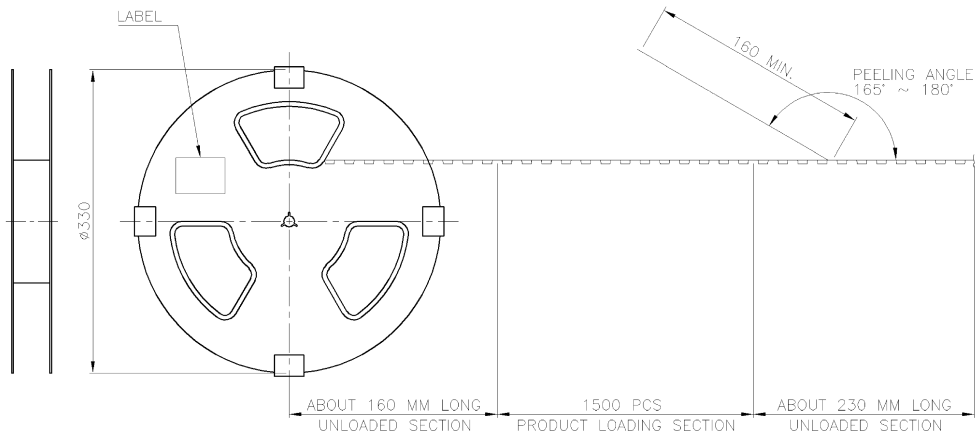
WEIGHT	C	B	A	NO. OF CONTACTS	PART NUMBER
0.77g	34.00	31.05	29.00	30	3-1734798-0
0.76g	33.00	30.05	28.00	29	2-1734798-9
0.73g	32.00	29.05	27.00	28	2-1734798-8
0.70g	31.00	28.05	26.00	27	2-1734798-7
0.68g	30.00	27.05	25.00	26	2-1734798-6
0.65g	29.00	26.05	24.00	25	2-1734798-5
0.63g	28.00	25.05	23.00	24	2-1734798-4
0.60g	27.00	24.05	22.00	23	2-1734798-3
0.57g	26.00	23.05	21.00	22	2-1734798-2
0.55g	25.00	22.05	20.00	21	2-1734798-1
0.52g	24.00	21.05	19.00	20	2-1734798-0
0.49g	23.00	20.05	18.00	19	1-1734798-9
0.47g	22.00	19.05	17.00	18	1-1734798-8
0.44g	21.00	18.05	16.00	17	1-1734798-7
0.42g	20.00	17.05	15.00	16	1-1734798-6
0.39g	19.00	16.05	14.00	15	1-1734798-5
0.36g	18.00	15.05	13.00	14	1-1734798-4
0.34g	17.00	14.05	12.00	13	1-1734798-3
0.31g	16.00	13.05	11.00	12	1-1734798-2
0.29g	15.00	12.05	10.00	11	1-1734798-1
0.26g	14.00	11.05	9.00	10	1-1734798-0
0.23g	13.00	10.05	8.00	9	1734798-9
0.21g	12.00	9.05	7.00	8	1734798-8
0.18g	11.00	8.05	6.00	7	1734798-7
0.16g	10.00	7.05	5.00	6	1734798-6
0.13g	9.00	6.05	4.00	5	1734798-5
0.10g	8.00	5.05	3.00	4	1734798-4

NOTE:

- MATERIAL:  
 HOUSING: THERMOPLASTIC WITH 33% GF, UL 94V-0, BLACK COLOR.  
 CONTACTS: PHOSPHOR BRONZE.  
 TABS: BRASS.
- FINISH:  
 CONTACTS: 120µ" MIN. MATTE-TIN OVER 50µ" MIN. NICKEL ON ENTIRE CONTACT.  
 TABS: 120µ" MIN. MATTE-TIN OVER 50µ" MIN. NICKEL.
- REFLOW SOLDER CAPABLE TO 260°C AS PER TE Connectivity SPEC. 109-201, CONDITION B.
- NO TYCO LOGO AND DATE CODE ON THE PRODUCT.

B	OBSOLETE PARTS	ECR-15-010901	H.X W.H	09DEC 2015
LTR	REVISION RECORD	ECO	DWN CHK	DATE

TOLERANCES UNLESS OTHERWISE SPECIFIED: 0 PLC ± - 1 PLC ± 0.15 2 PLC ± 0.1 3 PLC ± - ANGLES ± -	DWN A. WU 17-NOV-2005	TE Connectivity NAME FPC CONNECTOR, 1.0 PITCH, NON-ZIF, SMT, SIDE ENTRY, BOTTOM CONTACT
SEE NOTE	CHK S. HOU 17-NOV-2005	
FINISH	APVD T. KE 17-NOV-2005	LOC DW SCALE
SEE NOTE	PRODUCT SPEC 108-57354	SIZE A <sub>3</sub>
	APPLICATION SPEC -	DRAWING NO C-1734798
	WEIGHT SEE TABLE	REV B
		SHEET 1 OF 2



DIM	W	REELS/CARTON	QUANTITY (PCS)	G/W (KG)	N/W (KG)	NO. OF CONTACTS		
56	3	4500	5.55	3.47	30			
			5.46	3.42	29			
			5.33	4.38	28			
			6.38	4.20	27			
			6.26	4.08	26			
			6.14	3.90	25			
			5.96	3.78	24			
			5.84	3.60	23			
			5.72	3.42	22			
			5.54	3.30	21			
44	4	6000	5.42	3.12	20			
			5.30	2.94	19			
			5.18	2.82	18			
			5.00	2.64	17			
			4.88	2.52	16			
			6.65	3.51	15			
			6.47	3.24	14			
			6.20	3.06	13			
			6.02	2.79	12			
			6.52	3.05	11			
32	6	9000	6.31	2.73	10			
			5.99	2.41	9			
			5.78	2.21	8			
			5.57	1.89	7			
			5.36	1.68	6			
			5.17	1.37	5			
			4.84	1.05	4			
			24	7	10500			

TOLERANCES UNLESS OTHERWISE SPECIFIED: 0 PLC ±- 1 PLC ±- 2 PLC ±- 3 PLC ±- ANGLES ±-		DWN A. WU 17-NOV-2005 CHK S. HOU 17-NOV-2005 MATERIAL APVD T. KE 17-NOV-2005 PRODUCT SPEC FINISH APPLICATION SPEC WEIGHT	NAME <b>STE</b> TE Connectivity FPC CONNECTOR, 1.0 PITCH, NON-ZIF, SMT, SIDE ENTRY, BOTTOM CONTACT LOC SIZE DRAWING NO DW A <sub>3</sub> C-1734798 SCALE SHEET -- 2 OF 2
---	--	---	--

SEE SHEET 1.		DWN	CHK	DATE
LTR	REVISION RECORD	ECO		