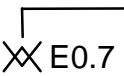

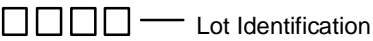


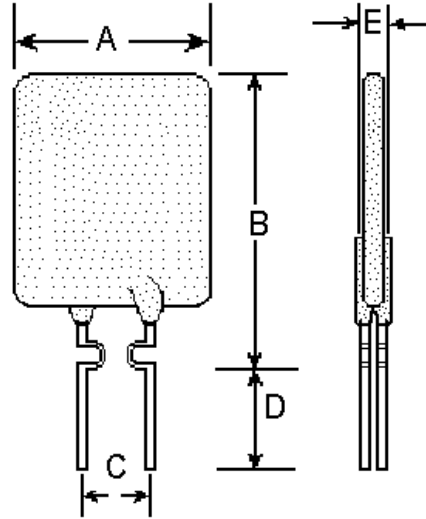
**Specification Status: Released**

**Electrical Rating**  
**Voltage: 32V<sub>DC</sub> MAX**  
**Current: 100A MAX**

Insulating Material:  
Cured, Flame Retardant Epoxy Polymer

Lead Material :  
24 AWG Tin Plated Copper Clad Steel

Marking:  
 Manufacturer's Mark  
 E0.7 and Part Identification  
 Lot Identification



**TABLE I. DIMENSIONS:**

	A		B		C		D		E	
	MIN	MAX	MIN	MAX	MIN	MAX	MIN	MAX	MIN	MAX
mm:	--	6.9	--	10.8	4.3	5.8	7.6	--	--	3.0
in*:	--	(0.27)	--	(0.43)	(0.17)	(0.23)	(0.30)	--	--	(0.12)

\*Rounded off approximation

**TABLE II. PERFORMANCE RATINGS :**

I HOLD RATED CURRENT	CURRENT RATINGS		INITIAL RESISTANCE VALUES		TIME TO TRIP	R <sub>aMAX</sub>	TRIPPED-STATE POWER DISSIPATION
AMPS AT 25°C HOLD	AMPS AT 25°C HOLD   TRIP		OHMS AT 25°C MIN   MAX		SECONDS AT 25°C, 3.5 A MAX	OHMS AT 25°C MAX	WATTS AT 25°C TYP
0.70	0.70	1.40	0.23	0.54	3.2	0.8	1.4

Reference Documents: PS400, PS300 (reference for R<sub>1 MAX</sub>)  
 Precedence: This specification takes precedence over documents referenced herein.  
 Effectivity: Reference documents shall be the issue in effect on the date of invitation for bid.  
 CAUTION: Operation beyond the rated voltage or current may result in rupture, electrical arcing or flame.

**Materials Information**

ROHS Compliant

ELV Compliant

Pb-Free

Halogen Free\*

Directive 2002/95/EC Compliant

Directive 2000/53/EC Compliant



\* Halogen Free refers to: Br≤900ppm, Cl≤900ppm, Br+Cl≤1500ppm.

**PolySwitch®**  
**PTC Devices**  
**Overcurrent Protection Device**

**PRODUCT: AHEF070**

DOCUMENT: SCD26996  
REV LETTER: D  
REV DATE: MARCH 12, 2013  
PAGE NO.: 2 OF 2

**TABLE III. AUTOMOTIVE SPECIFIC STRESS TESTS AND TEST CONDITIONS:**

ELECTRICAL STRESS TESTS	TEST CONDITIONS (see note 2)
ESD Voltage Withstand (see note 1)	25kV
Short Circuit Fault Current Durability	25 cycles, 32V, 200A
Fault Current Durability	350 cycles, 32V/100A
End-of-life Mode Verification	1750 cycles, 32V/100A
Jump Start Endurance (see note 1)	3 cycles, 48V, 2 minute duration
Load Dump Endurance (see note 1)	10 cycles, 86.5V

Note 1: The PolySwitch devices are tested in series with a load resistance and the voltages specified in the test conditions are shared between the PolySwitch device and the load resistance as specified in PS400.

Note 2: Please refer to Appendix A of PS400 for the detailed test procedures