

Radial Leaded Fuse, PTC, 72 VDC



72.0VDC · 1.1 - 3.75A



Description

- Replacement for PFRX type
- Max. rated voltage 72 VDC

Standards

- UL 1434
- CSA C22.2 no. 0, TIL no. CA-3A

Approvals

- UL File Number: E172175
- CSA File Number: 702083

Applications

- Security and fire alarm systems
- Loud speakers
- Power transformers


References

[Packaging Details](#)

Weblinks

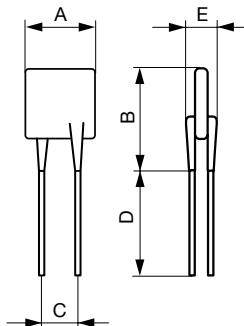
[pdf-datasheet](#), [html-datasheet](#), [General Product Information](#), [Approvals](#), [CE declaration of conformity](#), [RoHS](#), [CHINA-RoHS](#), [REACH](#), [e-Shop](#), [SCHURTER-Stock-Check](#), [Distributor-Stock-Check](#), [Detailed request for product](#)

Technical Data

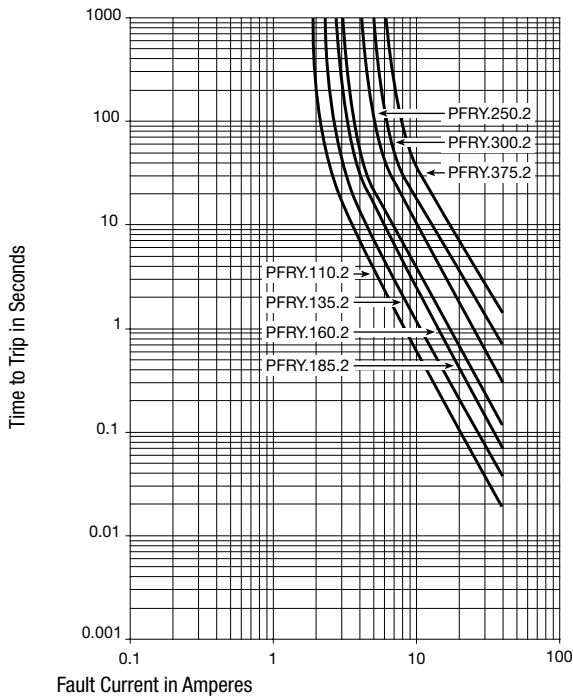
V max	72.0VDC
I _{max}	40A
I hold	1.1 - 3.75A
Mounting	PCB, THT
Allowable Operation Temp.	-40 °C to 85 °C
Material: Terminals	Tin-Plated Copper
Weight	3 g
Storage Conditions	0 °C to 40 °C, max. 70% r.h.
Product Marking	 Type, Rated current

Soldering Methods	Wave
Solderability	235 °C / 2 sec
Resistance to Soldering Heat	260 °C / 10 sec
Passing Aging	+85 °C, 1000 Hours -> +/- 5% Typical Resistance Change
Humidity Aging	+85 °C, 85% r.h., 1000 Hours -> +/- 5% Typical Resistance Change
Thermal Shock	+85 °C to -55 °C, 10 Times -> +/- 10% Typical Resistance Change
Vibration	MIL-STD-883C, Method 2007.1, Test Condition A
Resistance to Solvents	MIL-STD-202, Methode 215

Dimension



Time-Current-Curves



Dimensions

A max [mm]	Insert depth	C min [mm]	C max [mm]	D min [mm]	E max [mm]	Ø Lead [mm]	Order Number
10.84	16.8	4.4	5.8	7.6	3	0.81	PFRY.110
12.26	18.3	4.4	5.8	7.6	3	0.81	PFRY.135
13.94	19.9	4.4	5.8	7.6	3	0.81	PFRY.160
15.18	21.2	4.4	5.8	7.6	3	0.81	PFRY.185
17.84	23.8	9.5	10.9	7.6	3	0.81	PFRY.250
20.67	23.8	9.5	10.9	7.6	3	0.81	PFRY.300
23.51	29.6	9.5	10.9	7.6	3	0.81	PFRY.375

Most Popular.

Availability for all products can be searched real-time: <http://www.schurter.com/en/Stock-Check/Stock-Check-SCHURTER>

Thermal Derating Chart Ihold [A]

-40 °C	-20 °C	0 °C	23 °C	40 °C	50 °C	60 °C	70 °C	85 °C	Order Number
1.71	1.5	1.31	1.1	0.89	0.79	0.69	0.59	0.44	PFRY.110
2.09	1.84	1.61	1.35	1.09	0.97	0.85	0.73	0.54	PFRY.135
2.48	2.18	1.9	1.6	1.3	1.15	1.01	0.86	0.64	PFRY.160
2.87	2.52	2.2	1.85	1.5	1.33	1.17	1	0.74	PFRY.185
3.88	3.4	2.98	2.5	2.03	1.8	1.58	1.35	1	PFRY.250
4.65	4.08	3.57	3	2.43	2.16	1.89	1.62	1.2	PFRY.300
5.81	5.1	4.46	3.75	3.04	2.7	2.36	2.03	1.5	PFRY.375

Most Popular.

Availability for all products can be searched real-time: <http://www.schurter.com/en/Stock-Check/Stock-Check-SCHURTER>

Electrical Characteristics at 23 °C

V max [VDC]	I max [A]	I hold [A]	I trip [A]	R initial min [Ω]	R initial max [Ω]	R 1hour max [Ω]	Max Time to trip [A]	Max Time to Trip [s]	Tripped Power Dissipation [W]	Order Number
72.0	40	1.1	2.2	0.15	0.25	0.38	5.5	8.2	-	PFRY.110
72.0	40	1.35	2.7	0.12	0.19	0.3	6.75	9.6	1.70	PFRY.135
72.0	40	1.6	3.2	0.09	0.14	0.22	8	11.4	1.90	PFRY.160
72.0	40	1.85	3.7	0.08	0.12	0.19	9.25	12.6	2.10	PFRY.185
72.0	40	2.5	5	0.05	0.08	0.13	12.5	15.6	2.50	PFRY.250
72.0	40	3	6	0.04	0.06	0.1	15	19.8	2.80	PFRY.300
72.0	40	3.75	7.5	0.03	0.05	0.08	18.75	24	3.20	PFRY.375

Most Popular.

Availability for all products can be searched real-time:<http://www.schurter.com/en/Stock-Check/Stock-Check-SCHURTER>

Packaging Unit PFRY.xxxBulk (500 pcs.)