

Specification Status: Released

Electrical Rating

Voltage: 16V_{DC} MAX

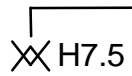
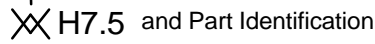
Insulating Material:


Cured, Flame Retardant Epoxy
Polymer

Lead Material:

20 AWG Tin Plated Copper
(0.8 mm [0.032] nom. diameter)

Part Marking:

 Manufacturer's Mark
 H7.5 and Part Identification

 Lot Identification

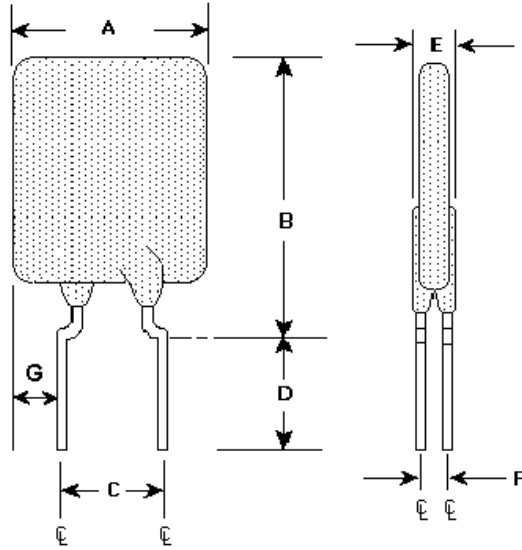


TABLE I. INSTALLATION ENVELOPE DIMENSIONS:

	A		B		C		D		E		F	G	
	MIN	MAX	MIN	MAX	MIN	MAX	MIN	MAX	MIN	MAX	TYP	MIN	MAX
mm:	--	14.0	--	23.5	4.3	5.8	7.6	--	--	3.0	1.2	--	5.69
in*:	--	(0.55)	--	(0.93)	(0.17)	(0.23)	(0.30)	--	--	(0.12)	(0.05)	--	(0.22)

*Rounded off approximation

TABLE II. PERFORMANCE RATINGS:

CURRENT RATINGS		TIME TO TRIP	RESISTANCE		R _a MAX	TRIPPED-STATE POWER DISSIPATION
AMPS AT 25°C HOLD	TRIP	SECONDS AT 25°C, 37.5 A MAX	OHMS AT 25°C		OHMS AT 25°C	WATTS AT 25°C TYP
		MIN		MAX		
7.5	14.8	8.0	.0074	.0153	0.022	4.5

Reference Documents:

PS400, PS300 (reference for R₁ MAX)

Precedence:

This specification takes precedence over documents referenced herein.

Effectivity:

Reference documents shall be the issue in effect on the date of invitation for bid.

CAUTION:

Operation beyond the rated voltage or current may result in rupture, electrical arcing or flame.

Materials Information

ROHS Compliant

ELV Compliant

Pb-Free

Halogen Free*



* Halogen Free refers to: Br≤900ppm, Cl≤900ppm, Br+Cl≤1500ppm.

Polyswitch®
PTC Devices
Overcurrent Protection Device

PRODUCT: AHRF750

DOCUMENT: SCD25186
REV LETTER: D
REV DATE: JANUARY 04, 2013
PAGE NO.: 2 OF 2

TABLE III. AUTOMOTIVE SPECIFIC STRESS TESTS AND TEST CONDITIONS:

ELECTRICAL STRESS TESTS	TEST CONDITIONS (see note 2)
ESD Voltage Withstand (see note 1)	25kV
Short Circuit Fault Current Durability	25 cycles, 16V, 200A
Fault Current Durability	350 cycles, 16V/100A
End-of-life Mode Verification	1750 cycles, 16V/100A
Jump Start Endurance (see note 1)	3 cycles, 26V, 1 minute duration
Load Dump Endurance (see note 1)	10 cycles, 86.5V

Note 1: The PolySwitch devices are tested in series with a load resistance and the voltages specified in the test conditions are shared between the PolySwitch device and the load resistance as specified in PS400.

Note 2: Please refer to Appendix A of PS400 for the detailed test procedures