


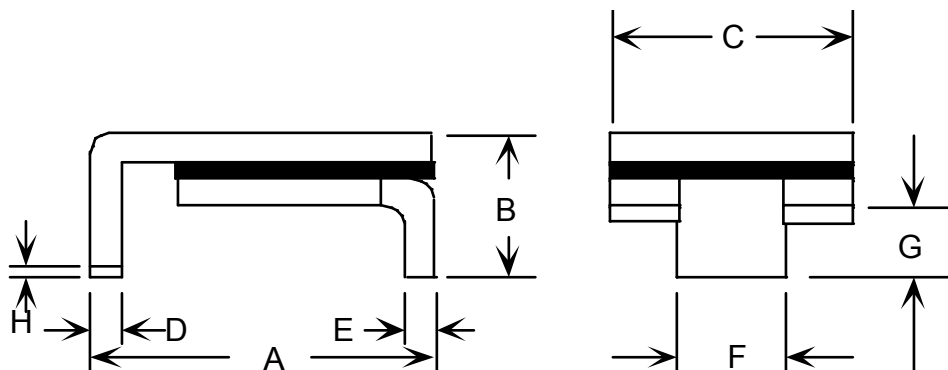


Specification Status: Released

Maximum Electrical Rating
 Operating Voltage / Interrupt Current
6V_{DC} / 40A

Marking:

-  **300F** - Part Identification
-  **Manufacturer's Mark**
-  **Lot Identification**



Notes:

1. All metal surfaces are tin plated.
2. Devices cannot be wave soldered.
3. Drawing not to scale.

TABLE I. DIMENSIONS:

	A		B		C		D		E		F		G		H
	MIN	MAX	MIN	MAX	MIN	MAX	MIN	MAX	MIN	MAX	MIN	MAX	MIN	MAX	MIN
mm:	6.73	7.98	--	3.00	4.8	5.44	0.56	0.71	0.56	0.71	2.16	2.41	0.66	1.37	0.43
in*:	(0.265)	(0.314)	--	(0.118)	(0.19)	(0.214)	(0.022)	(0.028)	(0.022)	(0.028)	(0.085)	(0.095)	(0.026)	(0.054)	(0.017)

TABLE II. PERFORMANCE RATINGS:

CURRENT RATINGS**			TIME TO TRIP**	RESISTANCE VALUES		TRIPPED-STATE POWER DISSIPATION**
AMPS AT 0°C HOLD	AMPS AT 20°C HOLD	AMPS AT 70°C HOLD	SECONDS AT 20°C, 8 A MAX	OHMS AT 20°C		WATTS AT 20°C, 6V MAX
				MIN	MAX*	
3.3	3.0	2.0	35.0	0.015	0.048	1.5

* Maximum Resistance is measured 1 hour after reflow at 260°C, 20 seconds.

** Values specified were determined using PCB's with 0.120"x2.0 ounce copper traces.

Agency Recognition: UL, CSA, TÜV
 Reference Documents: PS300
 Precedence: This specification takes precedence over documents referenced herein.
 Effectivity: Reference documents shall be the issue in effect on the date of invitation for bid.
 CAUTION: Operation beyond the rated voltage or current may result in rupture, electrical arcing or flame.

Materials Information

ROHS Compliant

Directive 2002/95/EC
 Compliant

ELV Compliant

Directive 2000/53/EC
 Compliant

Pb-Free



Halogen Free*



* Halogen Free refers to: Br≤900ppm, Cl≤900ppm, Br+Cl≤1500ppm